



316-558-8899

7130 West Maple
Wichita, Kansas

HOURS

M – Th 10 – 5:30
F – Sat 10 – 5:00

Pieces By Lisa

Here it is, fall already. Kids are back in school and it's September. Where did summer go? Can you believe we are starting on our 5th year here at the shop? Where has that time gone?

We are deep in the planning for the 2009 Shop Hop - "A Quilters Party." Our quilt is finished and at the quilters. I'm pretty excited as our quilt is very bright and whimsical. Can't wait to get the binding on it and hung so you all can see it!!

I can finally indulge in every quilting whim that strikes me now as I "need" that for a store model. For example, we got a new book last week called Fat Quarter Quilting. I poured over the book several times and decided I liked everything in it. What's really cool is that every project in the book is the size of a fat quarter, and who doesn't have loads of them lying around? I needed to narrow it down to one or two projects to make as I have realized I do have "time issues". I picked a really cute fall project that has maple leaves, pumpkins and a sunflower. The very next day I raced into my sewing room and got everything cut out before I had to be at the store. Then Sunday I sat down to sew and by evening I had actually finished the top and even started to hand quilt it. Life is good if I can just sit and sew a bit every day!

As we move on into our 5th year I have so many new things planned. I will be attending Fall Market in Houston so I'm sure I will find all sorts of cool stuff to bring back with me. Right now I'm ordering fabric for a new block of the month designed by This & That which will start after the first of the year. I've also ordered fabric and patterns for Back to Nature by Timeless Treasures that finishes out into a queen sized quilt. There will be more information on these two blocks of the month later.

Well I haven't touched a sewing machine yet today so I think I'll go take a few stitches before I start my day! Happy stitching!! ~Lisa



Have you gotten your Shop Hop Shirt yet?


Christmas Open House December 5



- Last-minute ideas for gift giving.
- Refreshments

Demos:

- 10:00 Learn to make a purse insert to make switching purses a snap.
- 11:00 Jackie Clark will demo her new fun & funky Junk Bag pattern
- 1:00 Little Glam Bag—Learn to make an easy little zippered bag for a quick gift. We'll have kits if you would like to stay and sew (bring your machine). Pre-registration is a must as space is limited.



Cleo Mounday's newest pattern—Hollyhocks

Jackie Clark's newest pattern—Junk Bag



Debbie Johnson's newest pattern—Capistrano Lily



**11th Annual Central Kansas
Quilt Shop Hop October 2-4
Friday and Saturday, 9am–9pm
Sunday 11am–4pm
"A Quilter's Party"**

Pick up free quilt block patterns at each store. Kits available. Exclusive fabric designed by our shop owners. Grand Prize for 5 winners is **A Quilt Retreat!**
Collect your party favor when you turn in your completed passports.

We can't wait to see you here! www.centrankansasquiltshophop.4t.com

SEPTEMBER 2009

S	M	T	W	T	F	S
		1	2	3	4	5
6	7	8	9	10	11	12
13	14	15	16	17	18	19
20	21	22	23	24	25	26
27	28	29	30			

OCTOBER 2009

S	M	T	W	T	F	S
4	5	6	7	8	9	10
11	12	13	14	15	16	17
18	19	20	21	22	23	24
25	26	27	28	29	30	31

Monthly Events

NOVEMBER 2009

S	M	T	W	T	F	S
1	2	3	4	5	6	7
8	9	10	11	12	13	14
15	16	17	18	19	20	21
22	23	24	25	26	27	28
29	30					

DECEMBER 2009

S	M	T	W	T	F	S
		1	2	3	4	5
6	7	8	9	10	11	12
13	14	15	16	17	18	19
20	21	22	23	24	25	26
27	28	29	30	31		

Model Corner



All The Trimmings
Kits Available




He Loves Me He Loves Me Not
from the book Folk Art Favorites
Kits Available




Cactus Wreath made from
red and green 2 1/2" strips.
Kits available.

New Books on the Shelf



Fat Quarter Quilting
Here's a great way to spend your fat quarters! These charming quilts are perfect for giving as gifts, trading with friends, and decorating nooks in your home. Collect your favorite fat quarters and transform them into treasured quilts.




Crazy for Scraps
Bursting with beauty, this book is packed with the best designs from three of Sally Schneider's top-selling books—plus two brand-new projects! These inspiring quilts make it easy to see why this teacher and quilt designer is so popular.

Candy Cane Lane
If all you want for Christmas is a whimsical, colorful, and perfectly charming quilt, just peek inside this book! Lap-sized quilt, Christmas stocking, pillow, table runner, and small wall quilt.




Scrap Basket Surprises
Get scrap happy with 18 projects designed for 2 1/2" strips! You can cut strips from your stash or use convenient pre-cut Jelly Rolls. The projects feature easy triangle-free piecing. Contains projects for quilters of all skill levels, including beginners. Covers all the basics, from choosing fabrics to sorting strips to cutting and piecing.



Gadgets & Gizmos

Zip Clip—Holds fabric for perfect control. Use for maximum precision when binding quilts. Comes with 8 reusable clips.
20 Pak Refills Available.



Picket Fence Class Schedule

Sep Oct Nov Dec 2009

7130 W. Maple #230 ♦ Wichita, KS 67209 ♦ 316-558-8899 ♦ 1-800-277-9213 ♦ pf-quilts@cox.net

✂ Beginning Class

✂✂ Intermediate Class

✂✂✂ Advanced Class

Beginning Quilting ✂ **Wilma Niemann**
 Mon Sep 14, 21, 28, and Oct 5 \$40 +Supplies 6-8pm

Learn the basics of quilting from cutting and piecing to quilting and binding. This class fills up time and again, so call early. It's truly for the beginner! You can complete your project by the end of this 4 week class.

Beginning Machine Quilting ✂ **Ruth Lowrey**
 Sat Sep 26 \$15 +Supplies 1-4pm

We'll teach you how to mark, layer, baste and quilt using your own home sewing machine. Build your confidence and begin to quilt your own projects at home. We will cover all the basics and still have plenty of time to practice.

Your Second Quilt ✂✂ **Wilma Niemann**
 Mon Oct 12, 19, and 26 \$30 +Supplies 6-8pm

This class is for the person who has done a beginning quilt and is ready to move on to the next step. You will learn to sew triangles and work with bias seams. Wilma will encourage you to take that next step!

Beginning Hand Appliqué ✂ **Barbara Nickelson**
 Wed Oct 14 and 28 \$20 +Supplies 6-8pm

Join award winning Barb Nickelson and learn how to appliqué using templates, needle turn, and reverse appliqué techniques.

Lone Star ✂✂ **Wilma Niemann**
 Thurs Oct 15 and 22 \$20 +Supplies 6-8pm

Close your eyes, take a deep breath, and *forget everything you know about making a Lone Star quilt*. Now imagine a new method that has no angles to measure and no templates. And imagine that this amazing technique gives you corners that match perfectly and nice flat sections. We've filled this class several times already—so sign up early!



Beginning Hand Quilting ✂ **Betty Clark**
 Sat Oct 17 \$10 +Supplies 1-3pm

Whether you are a beginner just learning to hand quilt or an experienced quilter who just wants to improve your stitches, this class is for you.

Reversible Tablerunner ✂✂ **Lisa Johnson**
 Sat Nov 7 \$20 + Supplies 11am-3pm

This quilt as you go project is a snap to do. Use fabrics from two different seasons to make it multi-functional. Makes a great gift!

Piped Binding ✂✂ **Barbara Nickelson**
 Sat Nov 14 \$15 + Supplies 1-4pm

Learn the "No Hand Sewing" method of attaching binding with piping to a quilt. Bring an unbound quilt and your sewing machine to class and learn this fast technique.

Embroidery Stitches ✂ **Debbie Johnson**
 Sat Nov 21 \$15 + Supplies 1-4pm

Embroidery is so popular again! Debbie will show you how. You'll learn the basic embroidery stitches and then you can combine them to come up with unending combinations of your own.



Continues to meet through December on the 3rd Wednesday at 10:30 or the 3rd Saturday at 10:00



Seasons Continues to meet on the 4th Saturday of the month at 10:00. In December, we will meet on the 19th at 11:30.

Sisters of Square Our Sisters of Square class continues to meet on the 3rd Saturday of each month at 11:00. (Oct 17, Nov 21, and Dec 19). The class for September is cancelled. Karen Morrison teaches the technique of using the Square in a Square ruler at the two hour class that meets right afterward. Bring your sewing machine for the class. Cost for the class is \$15 per month.

Class Policy

- Class pre-registration is a must.
- Class sizes are limited - enroll early.
- To reserve your spot please pay when registering.
- Tuition is nonrefundable unless we have to cancel the class.
- Supply list provided when enrolling. Purchase materials before class day.
- Please be on time as classes begin on time.
- Everyone is required to have a book or pattern. No sharing due to copyright laws. This includes "guests."

